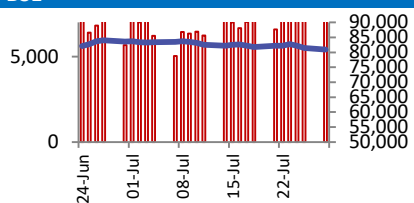
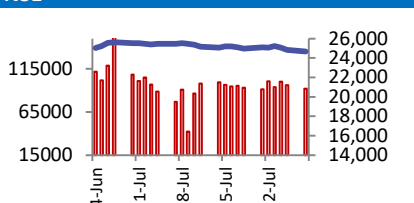


BSE	NSE
	
Open 81300 High 81557 Low 80776 Close 80891 Change -572 Volume (Lacs) 8291 Turnover (Rs.inCr) 7561	Open 24782 High 24889 Low 24647 Close 24681 Change -156 Volume(Lacs) 34748 Turnover(Rs.in Cr) 92170

World Markets	Current	Previous	Pt. Chg	Var(%)
Dow	44838	44902	(64)	-0.1%
Dow Futures	45038	45012	26	0.1%
Nasdaq	21179	21108	70	0.3%
FTSE	9081	9120	(39)	-0.4%
Nikkei	40623	40998	(375)	-0.9%
Hang Seng	25326	25562	(236)	-0.9%
Gift Nifty	24674	24704	(30)	-0.1%
Straits Singapore	4219	4241	(22)	-0.5%
South Korea	3232	3210	22	0.7%
Taiwan	23162	23413	(251)	-1.1%
Shanghai	3594	3598	(4)	-0.1%

Commodity Prices	Current	Previous	Pt. Chg	Var(%)
Copper (\$/MT)	9793	9770	24	0.2%
Alumin (\$/MT)	2632	2636	(4)	-0.2%
Zinc (\$/MT)	2818	2824	(6)	-0.2%
Brent Crude (\$/bbl)	70	70	0	0.2%
Gold (\$/Ounce)	3317	3315	3	0.1%
Silver (\$/Ounce)	38	38	(0)	0.0%
Light Crude (\$/bbl)	67	67	0	0.1%
N G (\$/mmbtu)	3	3	0	1.5%
Sugar (\$/MT)	475	471	4	0.8%
Rubber (Rs./kg)	210	213	(3)	-1.4%
Baltic Dry Index	2226	2257	(31)	-1.4%

Currency Exchange Rate	Current	Previous	Var(%)
Rs./ \$ rate	86.67	86.52	0.17%
Rs./ Euro	101.11	101.53	-0.41%
Rs./Chinese Yuan	12.08	12.07	0.05%
Yen / \$ rate	148.35	148.53	-0.12%
\$ US/Euro	1.16	1.16	0.06%

Dollar Index	Current	Previous	Var(%)
Dollar Index	98.60	98.63	-0.03%

Support/ Resistance Levels for Today		
	Nifty	Bank Nifty Fut
Support 1	24570	55940
Support 2	24500	55700
Resistance	24800	56540

Securities in Ban For Trade
RBLBANK

## Market Review

**US:** The S&P 500 posted its sixth straight record high close, while the NASDAQ edged up to a closing record, in choppy trade as investors gauged the U.S.-EU trade pact and prepared for a week of major market catalysts.

**Asia:** Asia-Pacific markets fell as investors awaited the outcome of the ongoing U.S.-China trade talks.

**India:** Indian benchmark indices extended their weakness on Monday, bucking the positive global cues, led by delay in the India-US trade deal, consistent FIIs selling and weak quarterly results by India Inc. **Market is expected to open on a flattish note and likely to witness range bound move during the day.**

**Global economy:** The U.S. Treasury plans to borrow \$1.007 trillion in Q3CY25, which represents a \$453 billion increase from its April estimate. The Treasury attributed the higher borrowing needs primarily to a lower beginning-of-quarter cash balance and projected lower net cash flows. The Treasury indicated it expects to maintain a cash balance of \$850 billion at the end of September. Looking ahead to Q4CY25, the Treasury projects borrowing needs of \$590 billion, with plans to maintain the same \$850 billion cash balance through the end of December.

Trump called for the Federal Reserve to reduce interest rates, arguing such a move would help strengthen the American economy. "I think he has to," Trump said, referring to Federal Reserve Chair Jerome Powell's potential action on benchmark rates. The president made these remarks while appearing alongside British Prime Minister Keir Starmer following their meeting in Scotland.

The United States is continuing to work on various aspects of its European Union trade deal, U.S. Trade Representative Jamieson Greer said. In an interview with CNBC, Greer noted that steel and digital services taxes are among the areas still requiring attention in the U.S.-EU framework that was announced over the weekend.

**Commodities:** Oil extended gains on Tuesday, lifted by hopes of improved economic activity after the U.S.-EU trade deal, a potential U.S.-China tariff truce and President Donald Trump's shorter deadline for Russia to end the Ukraine war.

Gold prices edged lower in early trade on Tuesday, weighed down by easing concerns over a global tariff war and a stronger U.S. dollar, while investors focussed on the Federal Reserve policy meeting for interest rate clues.

**Currency:** The euro struggled to recoup its steep losses on Tuesday as investors sobered up to the fact that terms of the trade deal between the U.S. and the European Union favoured the former and hardly lifted the economic outlook of the bloc.

### FII Derivative Transactions (Rs. Cr)

Contracts	Purchase		Sell		Net	Open Interest (OI)		OI (Previous day)		Change	
	Contract	Value	Contract	Value		Contract	Value	Contract	Value	Contract	Value
Index Future	28539	5342	34747	6520	(1178)	232700	43508	221970	41698	10730	1810
Index Option	5549666	1038541	5590892	1046529	(7988)	1902339	354967	1776031	333673	126308	21294
Stock Future	2103383	142892	2069991	140768	2124	5528278	378097	5523752	379710	4526	(1613)
Stock Option	461735	33988	456220	33638	350	822431	55677	850966	58213	(28535)	(2536)
<b>Total</b>	<b>8143323</b>	<b>1220763</b>	<b>8151850</b>	<b>1227455</b>	<b>(6692)</b>	<b>8485748</b>	<b>832249</b>	<b>8372719</b>	<b>813294</b>	<b>113029</b>	<b>18955</b>

FII All Activity-BBG (Rs Cr)	Buy	Sell	Net
21-Jul-25	11769	12853	(1084)
22-Jul-25	21686	17068	4618
23-Jul-25	15482	18782	(3299)
24-Jul-25	14387	16383	(1996)
25-Jul-25	737	1016	(280)
<b>Month to date- July</b>	<b>248350</b>	<b>255962</b>	<b>(7612)</b>
FII (Prov.) (Rs. Cr)	Buy	Sell	Net
22-Jul-25	12804	16353	(3549)
23-Jul-25	14476	18685	(4209)
24-Jul-25	13725	15859	(2134)
25-Jul-25	12832	14812	(1980)
28-Jul-25	9994	16076	(6082)
<b>Month to date-July</b>	<b>237512</b>	<b>273760</b>	<b>(36248)</b>
DII (Prov.) (Rs. Cr)	Buy	Sell	Net
22-Jul-25	16673	11434	5240
23-Jul-25	15146	10788	4359
24-Jul-25	13507	10890	2617
25-Jul-25	12787	10648	2139
28-Jul-25	15800	9035	6765
<b>Month to date-July</b>	<b>269572</b>	<b>224474</b>	<b>45098</b>
FII Debt - BBG (Rs. Cr)	Buy	Sell	Net
21-Jul-25	396	3145	(2749)
22-Jul-25	3374	2641	734
23-Jul-25	540	1115	(575)
24-Jul-25	1168	2497	(1329)
25-Jul-25	13660	15080	(1419)
<b>Month to date- July</b>	<b>42594</b>	<b>44861</b>	<b>(2267)</b>

Market Breadth	BSE		NSE	
	No.	%	No.	%
Advance	1200	28%	770	25%
Decline	2951	69%	2230	73%
Unchanged	148	3%	60	2%

Market Turnover	28-Jul	25-Jul	Var (%)
BSE Cash	7561	7997	-5%
NSE Cash	92170	96123	-4%
NSE Futures	325029	151997	114%
NSE Options	15595513	13017729	20%
Total (Rs.Cr)	16020273	13273845	21%

Volatility Index	28-Jul	25-Jul
Volatility Index	12.06	11.28

Index PE - TTM	28-Jul	Yr. High	Yr. Low
Sensex	23.2	25.2	20.3
Nifty	21.8	24.4	19.6

### Corporate News

#### PCBL Chemical incorporates US subsidiary to expand its North America footprint

PCBL Chemical Ltd has established a wholly-owned subsidiary, PCBL Chemical USA Inc, in Delaware to expand its global presence and access the North American market. This move aims to facilitate strategic market access, enhance customer proximity, and improve understanding of local regulations. (ET)

#### Sona Comstar rejects Rani Kapur's allegations, calls coercion claim 'baseless and legally untenable'

Sona Comstar refuted claims made by former director Rani Kapur, dismissing them as misinformation. The company clarified that Kapur holds no position or stake in Sona Comstar since 2019. Sona Comstar stated that insinuations of coercion regarding document signings or the necessity of her consent for company matters are unfounded and legally unsustainable. (ET)

#### Omaxe Group secures ₹500 cr funding from Oaktree

The company has secured Rs 500 cr funding from Oaktree Capital Management, which will be utilized to accelerate delivery timelines for its residential, commercial, and public-private partnership developments, including infrastructure, commercial, and residential projects. (NDTV)

### Economy

#### Industrial production growth slows to 10-month low of 1.5% in June

India's industrial production growth plummeted to a 10-month low of 1.5% in June 25, primarily due to a significant contraction in mining and electricity sectors. The early monsoon and heavy rainfall severely impacted these sectors, overshadowing a modest rise in manufacturing output. Overall, industrial production growth for Q1 FY26 was 2%. (ET)

#### RBI purchases half a tonne of gold in June

Gold has emerged as the fastest growing component of India's foreign exchange reserves in recent years, with the value of the yellow metal climbing more than 80% in the past 5 years. Its share in India's foreign exchange reserves climbed to 12.1% as of July 18, 2025, from 8.9% as of July 19, 2024. (ET)

### International

#### Lockheed Martin awarded \$2.06 billion contract for THAAD missile defense

Lockheed Martin has secured a \$2.06 bn contract modification for the production of Terminal High Altitude Area Defense (THAAD) interceptors, the U.S. Department of Defense announced on Monday. The update increases the overall value of the original contract from \$8.35 bn to \$10.42 bn. (Invst)

Top 5 Nifty Gainers	28-Jul	25-Jul	Var(%)
SHRIRAMFIN	633	616	2.9%
CIPLA	1572	1533	2.6%
HEROMOTOCO	4291	4231	1.4%
HINDUNILVR	2442	2415	1.1%
SBILIFE	1851	1832	1.0%
Top 5 Nifty Losers	28-Jul	25-Jul	Var(%)
KOTAKBANK	1967	2125	-7.4%
BAJFINANCE	881	914	-3.6%
WIPRO	250	259	-3.5%
INDUSINDBK	802	824	-2.6%
BHARTIARTL	1890	1938	-2.5%

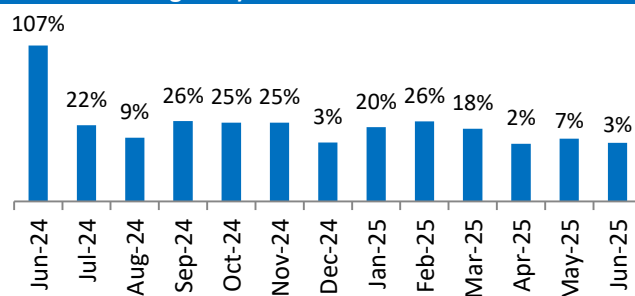
BSE Index Watch	Last	1 day	1 wk	1 mth	1 yr
SENSEX	80891	-0.7%	-1.6%	-3.8%	-0.6%
MIDCAP	45645	-0.7%	-3.0%	-1.9%	-5.1%
SMLCAP	53202	-1.3%	-3.8%	-1.9%	-3.1%
AUTO	52944	-0.5%	-1.6%	-1.5%	-11.2%
BANKEK	62194	-1.3%	-2.1%	-3.7%	6.0%
Capital Goods	68106	-1.5%	-4.3%	-4.8%	-9.7%
FMCG	20195	0.1%	-2.6%	-0.5%	-10.8%
Health Care	45316	-0.1%	0.7%	3.0%	12.6%
IT	34853	-0.7%	-4.4%	-8.4%	-16.4%
METAL	31035	-1.1%	-2.3%	-2.6%	-4.0%
Oil & Gas	26958	-0.3%	-2.7%	-3.4%	-16.4%
Power	6686	-0.3%	-3.4%	-3.5%	-18.4%
Realty	7072	-4.1%	-9.4%	-8.3%	-17.2%

Margin Trading Disclosure (Rs. In Cr)	Last	1 day	1 wk	1 mth	3 mth
Op. Scripwise Outstanding	91390	0.8%	2.1%	9.1%	31.5%
Fresh Exposure	6361	-3.4%	0.7%	-3.8%	13.7%
Exposure liquidated	5715	-1.1%	0.6%	-6.2%	5.6%
Closing Net scripwise outstanding	92036	0.6%	2.0%	9.2%	32.1%

NSE USD Futures	28-Jul	25-Jul	Var (%)
July Expiry (Rs./\$)	86.70	85.99	0.8%
Aug Expiry (Rs./\$)	86.08	86.56	-0.6%
Total Turnover (Rs. Crore)	8068	3737	116%

Sectors	TTM PE
Auto	31.65
Auto Ancillary	43.34
Banking	14.37
Engineering	47.68
Cement	72.23
Diamonds & Jewellery	43.93
Housing Finance	24.15
Infrastructure & Const	26.83
Metals-Aluminium	28.66
Metal – Steel	17.98
Oil Expl.	7.42
Pharma	10.01
Power – Gen. Supp.	40.84
Information Tech.	27.4
Sugar	17.91
Telecom Serv. Prov.	39.8
Tyres	34.32

### Atul Auto Monthly Volume Growth (YoY) (Source: Investing.com)



10 year G-Sec Yield	Current	Previous	Change
US	4.40%	4.41%	(1) bps
Japan	1.57%	1.57%	(0) bps
India	6.37%	6.35%	2 bps
UK	4.65%	4.64%	1 bps
Libor 3 Mths	4.85%	4.85%	(0) bps

Indian Eco Data	Current	Previous	Var(%)
Forex Reserve (US\$ in bn)	602	695	-13.5%
Inflation - WPI	-0.13%	0.39%	(52) bps
Inflation - CPI	2.10%	2.82%	(72) bps

India GDP	Q3FY25	Q2FY25	Var(%)
Growth	7.38%	6.40%	98 bps

Monetary Policy	Current	Previous	Change
Repo Rate	5.50%	6.00%	(50) bps
Reverse Repo Rate	3.35%	3.35%	0 bps
CRR	4.00%	4.00%	0 bps
O/S Banking System Liquidity (Rs bn)	2566	2567	(0.3)

IIP Growth %	Jun-25	Jun-24	Apr-Feb
IIP	1.5	4.9	3.3
Capital Goods	3.5	3.6	7.9
Mining	3.9	3.5	3.8
Manufacturing	-2.6	8.6	2.1
Electricity	-8.7	10.3	0.4

**ADR Price Movement**

Company	Price (US\$)	Volume	Previous Day Price	Volume	Variance (%)	No. of Share Per ADR	ADR Price (Rs.)	BSE Price	Variance (%)
Infosys Tech	17.16	21715441	17.37	19088058	-1.21%	1	1487.19	1516.00	-1.9%
Wipro	2.77	10189709	2.93	6860925	-5.46%	1	240.07	250.05	-4.0%
Dr.Reddy's	14.70	1227221	14.67	1112747	0.20%	1	1273.99	1287.40	-1.0%
ICICI Bank	33.84	7413046	34.10	3378377	-0.76%	2	1466.39	1488.40	-1.5%
HDFC Bank	76.78	2013823	77.84	1340431	-1.36%	3	2218.08	2008.50	10.4%

**GDR's (US\$)**

	Prices	Prev. Close	Change	Var %
L&T	39.45	39.85	(0.4)	-1.0%
RIL	63.70	64.00	(0.3)	-0.5%
SBI	92.60	94.00	(1.4)	-1.5%

US Economy Data	Current	Previous
Inflation (%) (YoY)	2.70%	2.40%
Unemployment (%)	4.10%	4.20%

Interest Rate (%)	Current	Previous
Fed Rate	4.50%	4.50%

US GDP	Q2CY25	Q1CY25
Growth (QoQ Annualized)	-0.50%	2.40%

China Economy Data	Current	Previous
GDP	5.20%	5.40%
Inflation – CPI (%)	0.10%	-0.10%

**Economic Calendar**

	Date
Indian GDP Data	29 Aug
Indian Inflation Data CPI	12 Aug
Indian Inflation Data WPI	14 Aug
Indian Monetary Policy	06 Aug
India's Industrial Production (IIP)	28 Aug
US Inflation Data	12 Aug
US GDP	30 July
US Unemployment Data	01 Aug
US Fed Rate	30 July
China GDP	20 Oct
China Inflation Data	09 Aug



Event Update		
Name	Date	Purpose
Aeroflex Industries Ltd.	29/07/25	Rs.0.30 per share(15%)Final Dividend
Alembic Pharmaceuticals Ltd.	29/07/25	Rs.11.00 per share(550%)Final Dividend
Apar Industries Ltd.	29/07/25	Rs.51.00 per share(510%)Final Dividend
Bosch Ltd.	29/07/25	Rs.512.00 per share(5120%)Final Dividend
GPT Healthcare Ltd.	29/07/25	Rs.1.50 per share(15%)Final Dividend
Inox Wind Ltd.	29/07/25	Right Issue of Equity Shares
Punjab & Sind Bank	29/07/25	Rs.0.07 per share(0.7%)Final Dividend
Rane (Madras) Ltd.	29/07/25	Rs.8.00 per share(80%)Final Dividend
Rane Holdings Ltd.	29/07/25	Rs.38.00 per share(380%)Final Dividend
Resonance Specialties Ltd.	29/07/25	Rs.1.00 per share(10%)Final Dividend
SRF Ltd.	29/07/25	Rs.4.00 per share(40%)First Interim Dividend
Taparia Tools Ltd.	29/07/25	Rs.25.00 per share(250%)Final Dividend
Aurionpro Solutions Ltd.	30/07/25	Rs.1.00 per share(10%)First Interim Dividend
BASF India Ltd.	30/07/25	Rs.20.00 per share(200%)Final Dividend
Cravatex Ltd.	30/07/25	Rs.12.50 per share(125%)Final Dividend
Elh Ltd.	30/07/25	Rs.1.50 per share(75%)Final Dividend
Frog Cellsat Ltd.	30/07/25	Annual General Meeting
Hawkins Cookers Ltd.	30/07/25	Rs.130.00 per share(1300%)Dividend
JB Chemicals & Pharmaceuticals Ltd.	30/07/25	Rs.7.00 per share(700%)Final Dividend
MM Forgings Ltd.	30/07/25	Rs.4.00 per share(40%)Final Dividend
Nocil Ltd.	30/07/25	Rs.2.00 per share(20%)Final Dividend
Pecos Hotels and Pubs Ltd.	30/07/25	Rs.3.50 per share(35%)Final Dividend
Permanent Magnets Ltd.	30/07/25	Rs.2.00 per share(20%)Final Dividend
Sinclair's Hotels Ltd.	30/07/25	Rs.0.80 per share(40%)Dividend
Slone Infosystems Ltd.	30/07/25	Dividend & Meeting
TD Power Systems Ltd.	30/07/25	Rs.0.65 per share(32.5%)Final Dividend
VRL Logistics Ltd.	30/07/25	Rs.10.00 per share(100%)Final Dividend
Balkrishna Industries Ltd.	31/07/25	First Interim Dividend
Bharat Petroleum Corporation Ltd.	31/07/25	Rs.5.00 per share(50%)Final Dividend
Carborundum Universal Ltd.	31/07/25	Rs.2.50 per share(250%)Final Dividend
Chembond Material Technologies Ltd.	31/07/25	Rs.1.75 per share(35%)Dividend
Cheviot Company Ltd.	31/07/25	Rs.5.00 per share(50%)Final Dividend
Godrej Agrovet Ltd.	31/07/25	Rs.11.00 per share(110%)Final Dividend
GPT Infraprojects Ltd.	31/07/25	Rs.1.00 per share(10%)Final Dividend
Granules India Ltd.	31/07/25	Rs.1.50 per share(150%)Final Dividend
Igarashi Motors India Ltd.	31/07/25	Rs.2.50 per share(25%)Final Dividend
ITD Cementation India Ltd.	31/07/25	Rs.2.00 per share(200%)Final Dividend
JK Tyre & Industries Ltd.	31/07/25	Rs.3.00 per share(150%)Dividend
Kirloskar Oil Engines Ltd.	31/07/25	Rs.4.00 per share(200%)Final Dividend
KPT Industries Ltd.	31/07/25	Rs.3.00 per share(60%)Dividend
Maitreya Medicare Ltd.	31/07/25	06th AGM
Prataap Snacks Ltd.	31/07/25	Rs.0.50 per share(10%)Dividend
United Breweries Ltd.	31/07/25	Rs.10.00 per share(1000%)Final Dividend
Usha Martin Ltd.	31/07/25	Rs.3.00 per share(300%)Final Dividend
V-Guard Industries Ltd.	31/07/25	Rs.1.50 per share(150%)Final Dividend
Aarvi Encon Ltd.	01/08/25	Dividend
ADC India Communications Ltd.	01/08/25	Rs.5.00 per share(50%)Final Dividend
Amara Raja Energy & Mobility Ltd.	01/08/25	Rs.5.20 per share(520%)Final Dividend
Andhra Paper Ltd.	01/08/25	Rs.1.00 per share(50%)Final Dividend
Balaji Amines Ltd.	01/08/25	Rs.11.00 per share(550%)Final Dividend
Bata India Ltd.	01/08/25	Rs.9.00 per share(180%)Final Dividend
Batliboi Ltd.	01/08/25	Rs.0.60 per share(12%)Final Dividend
BDH Industries Ltd.	01/08/25	Rs.4.50 per share(45%)Final Dividend
Bengal Tea & Fabrics Ltd.	01/08/25	Rs.1.50 per share(15%)Final Dividend
Cello World Ltd.	01/08/25	Rs.1.50 per share(30%)Final Dividend
Chennai Petroleum Corporation Ltd.	01/08/25	Rs.5.00 per share(50%)Final Dividend
Cholamandalam Financial Holdings Ltd.	01/08/25	Rs.1.30 per share(130%)Final Dividend

## Bulk Deal As On 28/07/25

BSE					
Security Code	Security Name	Client Name	Deal	Quantity	Price
544425	AJCJEWEL	GATIMAN INVESTMENT HOLDINGS PRIVATE LIMITED	B	38400	96.68
544445	APL	JSK SECURITIES AND SERVICES PRIVATE LIMITED	S	52000	123.37
543543	BRRL	VINCENT COMMERCIAL COMPANY LIMITED	S	100000	250.26
542934	CBPL	PRACHI PRANAV BHAGAT	B	39000	53.84
544440	CRYOGENIC	MANSI SHARE AND STOCK BROKING PRIVATE LIMITED	S	84000	138.56
544440	CRYOGENIC	MANSI SHARE AND STOCK BROKING PRIVATE LIMITED	B	12000	147.25
544440	CRYOGENIC	RITIK	S	72000	138.12
544440	CRYOGENIC	RITIK	B	72000	137.27
512441	ENBETRD	VALLIYAPPANLAKSHMANAN	S	7300000	0.45
544312	HAMPS	MUNNI DEVI	S	22000	59.22
544160	JAYKAILASH	NITESH AGRAWAL	B	28800	58.17
521242	KANDAGIRI	GAURAV AGARWAL	B	21000	44.69
521242	KANDAGIRI	VIVEK KUMAR BHAIKA	S	19988	44.69
540360	LLFICL	EURONEX TRADE PRIVATE LIMITED	S	4044048	6.06
540360	LLFICL	KRISHNA GLOBAL ENTERPRISES PRIVATE LIMITED	B	4310000	6.1
524404	MARKSANS	UNIFI CAPITAL PRIVATE LIMITED	B	7241309	231.5
540401	MAXIMUS	FRANKLIN LEASING AND FINANCE LIMITED	B	845000	11.77
540401	MAXIMUS	HARSHA RAJESHBHAI JHAVERI	S	834442	11.77
512415	MERCTRD	EMINENCE GLOBAL FUND PCC- EUBILIA CAPITAL PARTNERS FUND I	S	100000	9.99
512415	MERCTRD	NEXPACT LIMITED	S	125000	9.99
512415	MERCTRD	PRAKASH KUMAR SHAW	B	101050	9.96
512415	MERCTRD	RADIANT GLOBAL FUND-CLASS B PARTICIPATING SHARES	S	213854	9.98
541337	MILEFUR	MULTIPLIER SHARE & STOCK ADVISORS PRIVATE LIMITED	B	63000	9.38
543207	NATURAL	CHOKSHI DIMPLE	B	280853	12.93
542628	NSL	ALACRITY SECURITIES LIMITED	B	100000	200
530253	RAJTUBE	JAYESH DHANESH GORAGANDHI	B	256400	39
530253	RAJTUBE	KALISHANKAR INDUSTRIES PRIVATE LIMITED	S	500000	39.43
530253	RAJTUBE	L7 HITECH PRIVATE LIMITED	B	425000	39.5
531436	SAFFRON	MAHENDRA GIRDHARILAL WADHWANI	B	60364	20.36
524546	SATAGRI	ADITYA FINCOM PRIVATE LIMITED	S	63900	39.1
524546	SATAGRI	RUCHIRA GOYAL	B	60000	39.1
539519	SATTVASUKU	AMIT KANTILAL KOTHARI	S	4152000	0.69
539519	SATTVASUKU	AMIT KANTILAL KOTHARI	B	100000	0.7
539519	SATTVASUKU	COMFORT ADVERTISING PVT LTD	S	435915	0.7
539519	SATTVASUKU	COMFORT ADVERTISING PVT LTD	B	1935000	0.68
539519	SATTVASUKU	D P VORA SECURITIES PRIVATE LIMITED	S	4557095	0.7
539519	SATTVASUKU	D P VORA SECURITIES PRIVATE LIMITED	B	5946237	0.69
539519	SATTVASUKU	SHANTU AMIT KOTHARI	S	4220000	0.68
539519	SATTVASUKU	SUNITA AGARWAL	B	3000000	0.7
531797	SCANPRO	NIRMAL GUPTA	S	17500	71.35
543536	SILVERPRL	AJAY KUMAR CHIRIPAL	B	72000	8.8
543536	SILVERPRL	BASANT KOTHARI	S	72000	8.8
531205	SPRIGHT	CHAUHAN SHARMISHTHABEN NAGJIBHAI	S	15136298	2.44
544452	SWASTIKAAL	CONSORTIUM CAPITAL PRIVATE LIMITED	B	50000	67
544452	SWASTIKAAL	FORTUNE HANDS GROWTH FUND SCHEME I	B	100000	65.93
544452	SWASTIKAAL	ISHAAN TRADEFIN LLP	B	74000	67
500421	TPINDIA	BHARAT CHIMANLAL PAREKH	S	500000	15
500421	TPINDIA	L7 HITECH PRIVATE LIMITED	B	300000	15
540268	TRU	EPITOME TRADING AND INVESTMENTS	S	800000	15.62

540268	TRU	EPITOME TRADING AND INVESTMENTS	B	187562	15.65
540268	TRU	NEO APEX SHARE BROKING SERVICES LLP	B	880000	15.62
544433	VALINDIA	HARSHA RAJESH JHAVERI	B	84000	44.69
524394	VIMTALABS	GRAVITON RESEARCH CAPITAL LLP	S	342300	632.83
524394	VIMTALABS	GRAVITON RESEARCH CAPITAL LLP	B	342296	632.11
517399	VXLINSTR	SAROJ BHUWANIA	S	67272	3.83
544310	YASHHV	JAYNEEL SECURITIES PRIVATE LIMITED	S	159000	479.51
544310	YASHHV	JAYNEEL SECURITIES PRIVATE LIMITED	B	159000	478.08

NSE					
Security Code	Security Name	Client Name	Deal	Quantity	Price
AVG	AVG Logistics Limited	M A INTERNATIONAL	SELL	87572	252.68
DELTIC	Delta Autocorp Limited	ROHAN GUPTA	BUY	80000	70.66
GATECH	GACM Technologies Limited	MANDAKINIBEN PRADYUMANBHAI PATEL	SELL	28683257	0.58
GATECH	GACM Technologies Limited	SHUBHAM ASHOKBHAI PATEL	BUY	7248142	0.62
GANESHIN	Ganesh Infracore Limited	STARWINGS REALTORS PRIVATE LIMITED	BUY	296000	202.33
BIRDYS	Grill Splendour Ser Ltd	PARAS DOSHI	BUY	32400	124.3
BIRDYS	Grill Splendour Ser Ltd	PRREETI JAIN NAINUTIA	SELL	55200	124.3
JAYNECOIND	Jayaswal Neco Industries Ltd	ASSETS CARE AND RECONSTRUCTION ENTERPRISE LIMITED	SELL	39879863	41.6
JAYNECOIND	Jayaswal Neco Industries Ltd	SUBHAM CAPITAL PRIVATE LIMITED	BUY	5298230	42.43
KANDARP	Kandarp Dg Smart Bpo Ltd	PASHUPATI CAPITA SER PVT LTD	BUY	12000	79.03
KANDARP	Kandarp Dg Smart Bpo Ltd	PASHUPATI CAPITA SER PVT LTD	SELL	50000	75.38
MOKSH	Moksh Ornaments Limited	INVESTI GLOBAL OPPORTUNITY FUND PCC - CELL 1	SELL	544516	13.75
SECL	Salasar Exterior Cont Ltd	NNM SECURITIES PVT LTD	BUY	750000	6
SECL	Salasar Exterior Cont Ltd	TRADE CORNER	SELL	750000	6
SAVY	Savy Infra and Logi Ltd	ANANT WEALTH CONSULTANTS PRIVATE LIMITED	BUY	126000	139.94
SAVY	Savy Infra and Logi Ltd	COMPANY SHIVAAY TRADING	BUY	111600	136.85
SAVY	Savy Infra and Logi Ltd	MANSI SHARE AND STOCK BROKING PRIVATE LIMITED	BUY	142800	139.01
SAVY	Savy Infra and Logi Ltd	NIRAJ RAJNIKANT SHAH	BUY	210000	137.39
SAVY	Savy Infra and Logi Ltd	PAULOMI KETANKUMAR DOSHI	BUY	134400	140.55
SAVY	Savy Infra and Logi Ltd	SAUMIK KETANKUMAR DOSHI	BUY	165600	141.26
SAVY	Savy Infra and Logi Ltd	TRADE CORNER	BUY	118800	136.5
SUNREST	Sunrest Lifescience Ltd	BHARATKUMAR VARDHILAL THAKKAR	SELL	99200	51.27
SUNREST	Sunrest Lifescience Ltd	COMELY ELECTRICAL PRIVATE LIMITED	BUY	80000	51.1
UPLPP1	UPL Limited	BOFA SECURITIES EUROPE SA	BUY	554195	538.24
VINEETLAB	Vineet Laboratories Ltd	VIROCHAN MEHTA	BUY	64205	31.08

#### Disclosure:

Research Reports that are published by Nirmal Bang Securities Private Limited (hereinafter referred to as "NBSPL") are for private circulation only. NBSPL is a registered Research Analyst under SEBI (Research Analyst) Regulations, 2014 having Registration no. INH000001766. NBSPL is also a registered Stock Broker with National Stock Exchange of India Limited, BSE Limited, Metropolitan Stock Exchange of India Limited, Multi Commodity Exchange of India Limited and , National Commodity and Derivative Exchange Limited in Capital Market , Equity and Commodities derivatives segments and Currency Derivatives Segment .

NBSPL has other business divisions with independent research teams separated by Chinese walls, and therefore may, at times, have different or contrary views on stocks and markets.

NBSPL or its associates have not been debarred / suspended by SEBI or any other regulatory authority for accessing / dealing in securities Market since last 20 years. NBSPL, its associates or analyst or his relatives do not hold any financial interest (Except Investment) in the subject company. NBSPL or its associates or Analyst do not have any conflict or material conflict of interest at the time of publication of the research report with the subject company. NBSPL or its associates or Analyst or his relatives may or may not hold beneficial ownership of 1% or more in the subject company at the end of the month immediately preceding the date of publication of this research report.

NBSPL or its associates / analyst has not received any compensation / managed or co-managed public offering of securities of the company covered by Analyst during the past twelve months. NBSPL or its associates have not received any compensation or other benefits from the company covered by Analyst or third party in connection with the research report. Analyst has not served as an officer, director or employee of Subject Company. NBSPL / analyst has not been engaged in market making activity of the subject company.

**Analyst Certification:** The research analysts and authors of these reports, hereby certify that the views expressed in this research report accurately reflects my/our personal views about the subject securities, issuers, products, sectors or industries. It is also certified that no part of the compensation of the analyst(s) was, is, or will be directly or indirectly related to the inclusion of specific recommendations or views in this research. The analyst(s) principally responsible for the preparation of this research report and has taken reasonable care to achieve and maintain independence and objectivity in making any recommendations.



## Disclaimer:

The Research Report is for the personal information of the authorized recipient and does not construe to be any investment, legal or taxation advice. NBSPL is not soliciting any action based upon it. Nothing in the research report shall be construed as a solicitation to buy or sell any security or product, or to engage in or refrain from engaging in any such transaction. In preparing the research report, we did not take into account the investment objectives, financial situation and particular needs of the reader.

The research report has been prepared for the general use of the clients of NBSPL and must not be copied, either in whole or in part, or distributed or redistributed to any other person in any form. If you are not the intended recipient you must not use or disclose the information in the research report in any way. Though disseminated to all the customers simultaneously, not all customers may receive the research report at the same time. NBSPL will not treat recipients as customers by virtue of their receiving the research report. The research report is not directed or intended for distribution to or use by any person or entity resident in a state, country or any jurisdiction, where such distribution, publication, availability or use would be contrary to law, regulation or which would subject NBSPL & its group companies to registration or licensing requirements within such jurisdictions.

The report is based on the information obtained from sources believed to be reliable, but we do not make any representation or warranty that it is accurate, complete or up-to-date and it should not be relied upon as such. We accept no obligation to correct or update the information or opinions in it. NBSPL or any of its affiliates or employees shall not be in any way responsible for any loss or damage that may arise to any person from any inadvertent error in the information contained in the research report. NBSPL or any of its affiliates or employees do not provide, at any time, any express or implied warranty of any kind, regarding any matter pertaining to this report, including without limitation the implied warranties of merchantability, fitness for a particular purpose, and non-infringement. The recipients of the research report should rely on their own investigations.

This information is subject to change without any prior notice. NBSPL reserves its absolute discretion and right to make or refrain from making modifications and alterations to this statement from time to time. Nevertheless, NBSPL is committed to providing independent and transparent recommendations to its clients, and would be happy to provide information in response to specific client queries.

Before making an investment decision on the basis of research report, the reader needs to consider, with or without the assistance of an adviser, whether the advice is appropriate in light of their particular investment needs, objectives and financial circumstances. There are risks involved in securities trading. The price of securities can and does fluctuate, and an individual security may even become valueless. International investors are reminded of the additional risks inherent in international investments, such as currency fluctuations and international stock market or economic conditions, which may adversely affect the value of the investment. Opinions expressed are subject to change without any notice. Neither the company nor the director or the employees of NBSPL accept any liability whatsoever for any direct, indirect, consequential or other loss arising from any use of the research report and/or further communication in relation to the research report. Here it may be noted that neither NBSPL, nor its directors, employees, agents or representatives shall be liable for any damages whether direct or indirect, incidental, special or consequential including lost revenue or lost profit that may arise from or in connection with the use of the information contained in the research report.

Copyright of this document vests exclusively with NBSPL.

Our reports are also available on our website

Registration granted by SEBI and certification from NISM in no way guarantee performance of NBSPL or provide any assurance of returns to investors.

### **Nirmal Bang Research (Division of Nirmal Bang Securities Pvt. Ltd.)**

B-2, 301/302, Marathon Innova,  
Opp. Peninsula Corporate Park  
Off. Ganpatrao Kadam Marg  
Lower Parel(W), Mumbai-400013  
Board No. : 91 22 6723 8000/8001  
Fax. : 022 6723 8010